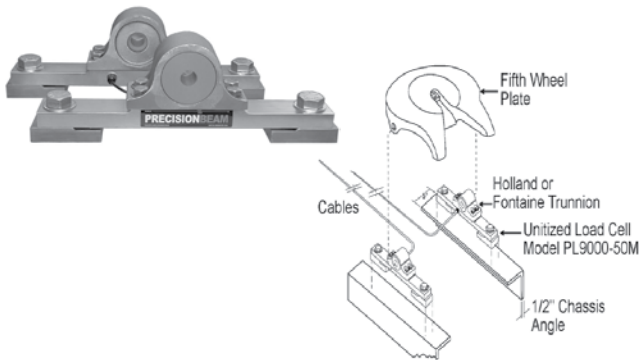


Precision Loads

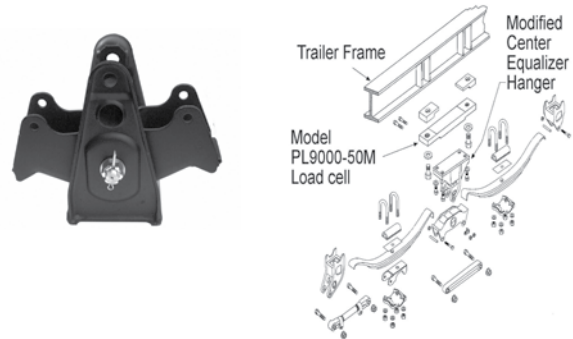
On-Board Weighing Systems

Precision Load kits are simple to install, typically requiring between 8 and 20 man-hours per truck, including wiring. Several mounting design options are available. The system selected depends on the type of equipment and the intended use of the scale system (i.e. payload maximization or split/load delivery).

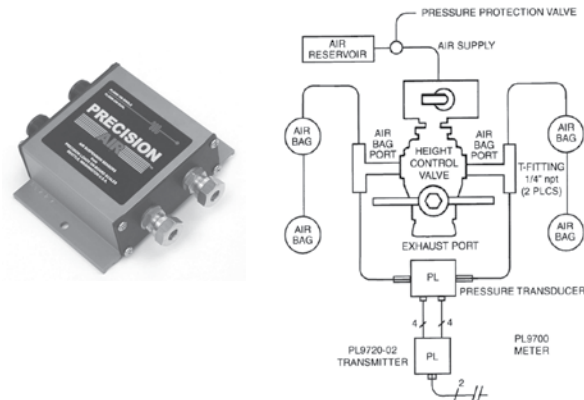
Tractor 5th Wheels can be fit with bolt-down load cell kits.



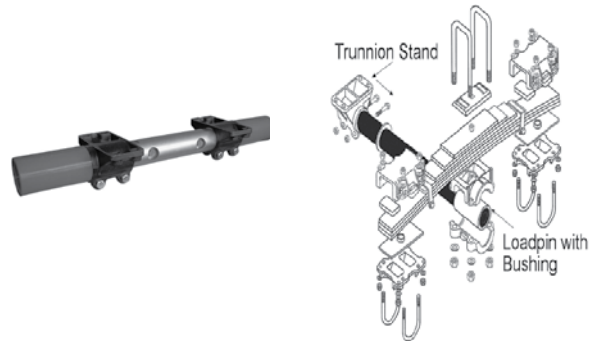
Tandem equalizing spring suspensions use center hanger load assemblies.



Air-ride suspension transducer kits may be used on either tractor or trailer or both.



Trunnion loadpin fits single-point suspensions for logging and end-dump trailers.



Kingpin plate load cells allow for a complete, self-contained trailer scale system.



Indicator model suits a wider range of on-board scale applications. The liquid crystal display (LCD) allows the operator to view all channels and total simultaneously while loading.



C&M SCALE
 CALL FOR A QUOTE!
www.cmscale.com

Toll Free (800) 243-3721
 Phone # (708) 771-0100
 Fax # (708) 771-0195

COMPLETE TRACTOR/TRAILER AIR-RIDE KITS

DESCRIPTION

- Single transducer kit for Tractor/Trailer
- Dual transducer kit for Tractor/Trailer
- Three Channel Air Transducer System
- Four Channel Air Transducer System
- Three Channel Auto-ID Air System.....
- Four Channel Auto-ID Air System

HALF SYSTEM AIR-RIDE KITS

DESCRIPTION

- Single Transducer kit, Tractor only
- Dual Transducer kit, Tractor only
- Single Transducer kit, Trailer only
- Dual Transducer kit, Trailer only.....

HALF SYSTEM 5TH WHEEL KITS

DESCRIPTION

- Holland Fixed 5th wheel kit
- Fontaine Fixed 5th wheel kit.....

EQUALIZING LEAF SPRING SUSPENSION KITS

DESCRIPTION

- Equalizer Hanger Pin Kit, Tandem.....
- Equalizer Hanger Pin Kit, Triaxle.....
- Dual Center Hanger Load Cell Kit
- Triaxle Center Hanger Load Cell Kit.....

TRAILER KINGPIN PLATE KIT

DESCRIPTION

- Kingpin Plate Load Cell Kit.....

TANDEM TRAILER SINGLE-POINT SUSPENSION KITS

DESCRIPTION

- Single Point Load Cell Kit.....

ELECTRONICS KITS

DESCRIPTION

- Dual Channel Kit.....
- Dual Channel Kit, Serial Ports, L/D.....
- Three Channel Kit.....
- Four Channel Kit.....
- Weatherproof Option, NEMA 12/4X Enclosure, trailer mount, safety glass window on lockable door
- Weatherproof Option, NEMA 12/4X Enclosure, wall-mount, safety glass window on lockable door.....

C&M SCALE
 CALL FOR A QUOTE!
www.cmscale.com

Toll Free (800) 243-3721
 Phone # (708) 771-0100
 Fax # (708) 771-0195

UNDERBODY LOAD CELL KITS

DESCRIPTION

- Three Point Load Cell Kit with PL9710 In-cab Display.....
- Four Point Load Cell Kit with PL9710 In-cab Display
- Six Point Load Cell Kit with PL9710 In-cab Display
- Four Point Heavy Duty Kit with PL9710 In-cab Display

TIPPING BODY/HOIST CHASSIS KITS

DESCRIPTION

- Three Point Loadpin Kit with PL9700 In-cab Display, Lift.....
- Four Point Loadpin Kit with PL9700 In-cab Display, Lift
- Three Point Kit with Loadpins and Hydraulic Pressure with PL9700 In-cab Display, Lift.....

STRAIGHT TRUCK AIR-RIDE KIT

DESCRIPTION

- Dual Transducer Kit for Truck air-ride suspension, with PL9700 In-cab Display

ELECTRONICS KITS

DESCRIPTION

- Four Point Kit with PL9710 in-cab display, four lead transmitter, 15 ft power and 35 ft truck cable.....
- Six Point Kit with PL9710 in-cab display, six lead transmitter, 15 ft power and 35 ft truck cable.....
- Three Point Kit, Lift-to-Weigh, in-cab PL9700, dual transmitters, 15 ft power and dual 35 ft truck cables
- Four Point Kit, Lift-to-Weigh, in-cab PL9700, dual transmitters, 15 ft power and dual 35 ft truck cables
- Printer Option: Includes in-cab printer, printer u-bracket, knobs, serial cable, power cable and 2 paper rolls
- Heavy duty remote zero and print Smash button set with 10 ft cable
- Handheld Remote Display unit for PL9700/PL9710 units:
- Includes Handheld display, battery, external transceiver, all required cabling
- Dual Limit Setpoint relay module.....