



Sartorius Combics Four indicators – one ideal level of convenience



Sartorius Combics – intelligent indicators

With the four new Sartorius Combics indicators, we have fulfilled all requests we received from the food, pharmaceutical, chemical, electrical, electronics, and metal-working and -processing industries.

All four indicator versions of the new generation of Sartorius Combics industrial scales have large, 20-mm high digits and amber backlighting. Moreover, the indicators are designed for easy reading even from wide angles. The large keys with positive click action and high-contrast soft key IDs enable you to work with much more confidence, helping to maximize operating reliability. Just one special function key is all it takes to perform 3 important toggle functions as easy as 1-2-3: toggle between gross | net values, to the 10-times higher resolution and between weight units. In addition, you can save customized printout configurations – even those acceptable in legal metrology. The RS-232C data interface is a standard feature on the Combics indicator – you can easily retrofit additional interfaces as your needs grow.

You have a choice of protected stainless steel housing: either IP44 in the standard version or IP65 in the optional version (both with a D-SUB female connector) or IP67 with a cable gland. In any case, the front plate that gets handled the most is made of high-grade, durable stainless steel. Each indicator has an integrated power supply. Our Speed-up Technology ensures superfast, stable weight readouts. The indicators' internal computing resolution of 4 million digits provides the ultimate in convenience – a feature you're bound to appreciate especially for the counting application.

To configure all your application programs, just enter the menu settings directly on the Combics indicator. For even more convenience while inputting settings, we offer you

a software solution based on the familiar Windows® interface. Of course, Combics offers you an extensive range of practical accessories. We also provide you with the optional service of preconfiguring your individual equipment combination. This will save you time and money in setting up your equipment.

Besides the external Alibi memory module for verifiable storage of weight values for legal metrology, we will be offering an integratable Alibi memory in the near future. We also supply a powerful A/D converter for connecting Sartorius weighing platforms of the Combics, IF and IU series and load cells. Your choices don't stop here. Depending on the scale you use, you can configure the scale operating settings on the Combics indicator for resolutions of 3,000 e or $2 \times 3,000 e$ (two weighing ranges) if your accuracy class (III) scale is verified for legal metrology in the EU, or for resolutions of 15,000 d or 30,000 d for standard applications.



Familiar with all industrial requirements



Sartorius Combics 1 indicator. **The basic component of advanced industrial quality assurance.**

Even the basic Combics 1 unit has all the product features just described. If you're looking for even more features, you'll find them in Combics 1 plus, 2 and 3 indicators.

Sartorius Combics 1 plus indicator.

This model has all the features found in the Combics 1, plus the option of data input through a numerical keypad, for entering ID codes and tare values.

Sartorius Combics 2 indicator.

Perfect for getting great connections.

This indicator also has all the features of Combics 1 and then some. The menu for operator guidance is so easy to navigate that you can rely on your intuition to select the correct settings for the application programs. These include counting, checkweighing, classification (into three or five classes), totalizing, net-total formulation, animal weighing, neutral measure-

ment, weighing in percent, and filling. Just select an application and the menu will guide you reliably right to results you want.

The Sartorius Combics 2 indicator features LEDs for fast and reliable display of checkweighing or classification results. However, you can also connect an external "traffic-light" display to this indicator just as well. We even equipped the Combics 2 with an additional port for connecting a second scale as a reference unit. Moreover, the Combics 2 displays a bar graph to help you get "connected" with your target while weighing-in. Plus, you can connect a bar code scanner. As you can tell, the Sartorius Combics 2 indicator gives you just the right connections you're looking for.

Sartorius Combics 3 indicator.

Customized inputs.

The Sartorius Combics 3 also has all the functions of the Sartorius Combics 1 and 2 indicators. But we designed this indicator version to give advanced users a broad basis for customizing the settings to meet their special requests and requirements.

Combics 3 features alphanumeric keys and an ABC multifunction key, just like the ones you're used to on your mobile or cell phone. The large, fully graphical, dot-matrix display gives you access to the individual display mode settings. As a result, you can choose to have numbers and letters shown as oversized characters or optimize specific applications to suit your particular work sequence. Inputs are activated via context-sensitive soft keys that are displayed.

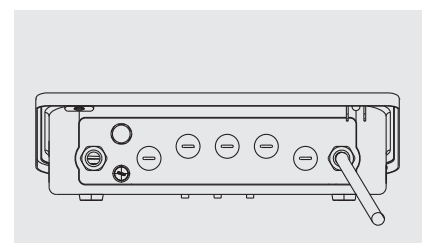
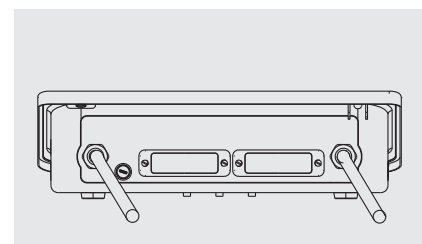
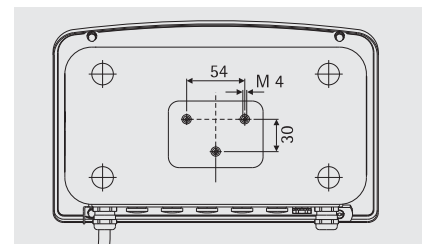
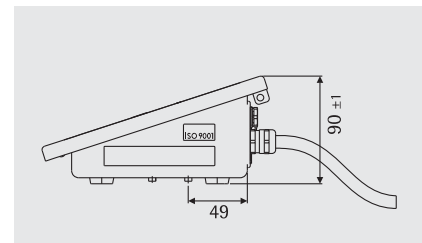
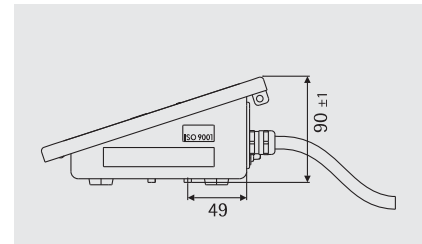
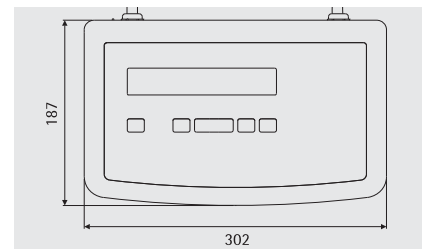
By introducing the Combics 3, we're offering an indicator that provides the basis for easy upgrades and customized options in the near future. Combics 3 clearly shows that its custom-tailored capabilities will continue to give you a growing number of options to implement. You can take our word for it: Combics 3 is a safe investment for the future.



Technical specifications

Maximum readability	31,250 digits
Accuracy classes	III IIII
Number of verification scale intervals (configured for the single, multiple range or multi-interval mode)	$\leq 3,000 e$, $2 \times 3,000 e$ according to EN 45501
Load cell connection	
Input voltage	9 V
Available sensor technology	4 or 6-wire technology
Bridge impedance	83 ohms to 2,000 ohms
Measuring signal	0.45 mV to 36 mV
Measuring signal for dead load	0.45 mV to 6.3 mV
Measuring signal variation	4.5 mV to 29.7 mV
Measuring signal Verification scale interval	0.72 $\mu\text{V}/e1$ to 4.75 $\mu\text{V}/e1$
Sensitivity	4 million digits max. (internal resolution)
Digital, protected interface	According to EN45501
Data interface	Bidirectional RS-232C with control outputs, built-in as a standard feature; Combits 3: second bidirectional RS-232C, RS422 or RS485 built-in as a standard feature
Additional interface port	Optional
Display	20 mm LCD, 7-segment, plus ID symbols, backlit; Combits 3: 108 x 58 mm graphical display, backlit
Housing	
Material	AISI 304 stainless steel
Type of protection acc. to EN60529	CISL 1/2/3: IP 44 (IP 65 optional); CIS1/2/3: IP67
Temperature range:	-10°C to +40°C
Power supply max.	100–240 VAC (-15/+10%), 50–60 Hz, 17 W/23 VA
DC power supply	Optional 15.5–24 VDC ($\pm 10\%$), 12 W max.
AC power supply	Optional 13–17 VAC ($\pm 10\%$), 50–60 Hz, 12 W max.
Battery operation	Optional via YRB10Z external rechargeable battery pack
Limitation of emissions	Acc. to EN61326+A1 Class B (IEC 61326+A1)
Defined immunity to interference	Acc. to EN61326+A1, industrial environments (IEC 61326+A1)
Electrical safety	Acc. to EN61010-1 (IEC 1010-1), EN60950 (IEC 950)

Specifications



Combics indicators and accessories

Combics 1 scale indicator, stainless steel housing, IP44	CISL1
Combics 1 plus scale indicator, stainless steel housing, IP44	CISL1N
Combics 2 scale indicator, stainless steel housing, IP44	CISL2
Combics 3 scale indicator, stainless steel housing, IP44	CISL3
Combics 1 scale indicator, stainless steel housing, IP67	CIS1
Combics 1 plus scale indicator, stainless steel housing, IP67	CIS1N
Combics 2 scale indicator, stainless steel housing, IP67	CIS2
Combics 3 scale indicator, stainless steel housing, IP67	CIS3

Optional interfaces (UniCOM)

Interface module (RS-232C)	YD001C-232
Interface module (RS-485/422)	YD001C-485
Analog current output, 0–20 mA, 4–20 mA, 0–5 V, 16-bit	YDA01C-20MA
Profibus module	YD001C-DP
Bluetooth module (only for CIS models)	YD001C-BT

Replace A/D converter (WP1) with a digital interface

Interface (RS-232/485) for direct connection of a digital platform	YDI01C-WP
--	-----------

Printers and printer accessories

with functions for date, time and statistical evaluations	YDP03-OCE
Printer paper (5 rolls; length per roll: 50 m)	6906937
Replacement ink ribbon cartridge for printer	6906918
Verifiable strip and label printer with "thermo-direct" print head, paper width up to 108 mm, with 100–240 V external power supply (EU and US) and power cord. Adapter cable YCC01-01CISLM3 required for Combics CISL indicator; adapter cables YCC02-R12F6 and 69Y03142 required for Combics CIS indicator; only for use with flexible printout configuration (see "Software," next column)	YDP12IS-OCEUV
Printer paper (1 roll) for YDP12IS-OCE printer, 101mm x 75 m, thermal sensitive paper	69Y03196
Labels for YDP12IS-OCE printer, extra large, 101 mm x 127 m, 305 labels	69Y03195
Verifiable strip and label printer with "thermo-direct" print head, paper width up to 60 mm, with 100–240 V external power supply (EU and US) and power cord. Adapter cable YCC01-01CISLM3 required for Combics CISL indicator; adapter cables YCC02-R12F6 and 69Y03142 required for Combics CIS indicator (see "Software," next column)	YDP04IS-OCEUV
Printer paper (3 rolls) for YDP12/04IS-OCE, 60 mm x 75 m, thermal sensitive paper	69Y03090
Labels for YDP12/04IS-OCE printer, small, 58 mm x 30 mm, 1000 labels	69Y03092
Labels for YDP12/04IS-OCE printer, medium, 58 mm x 76 mm, 500 labels	69Y03093
Labels for YDP12/04IS-OCE printer, large, 58 mm x 100 mm, 350 labels	69Y03094
Cable for direct connection of YDP12IS/YDP04IS-OCE printerto Combics CISL indicators	YCC01-01CISLM3

Electrical accessories

External red/green/red display for Combics CISL indicators	YRD11Z
External red/green/red display for CIS indicators (12-pin round connector); connecting cable YCC02-R12F6 or Option M6 required	YRD14Z
Profibus connector for CISL... and CW...P... indicators (D-SUB 25-/9-pin)	IE10092
Second display for Combics CISL indicators	YRD02Z
Remote display, 7-segment, up to 45 mm characters	Information available on request
Bar code scanner, with cable for connection to Combics CISL scale indicator adapter cable, 120 mm scanning width	YBR02CISL
Bar code scanner for the Combics CIS model, with connecting cable, for connection with YCC02-R12F6	YBR02FC
Foot switch, incl. T-connector, D-SUB 25-pin	YFS01
Hand switch, incl. T-connector, D-SUB 25-pin	YHS02
External Alibi memory for electronic storage of weighing data	YAM01IS
Scanner for loading weighing data from YAM13IS Alibi memory cards to a PC	YAM02IS
Power supply for YAM01IS or YAM02IS Alibi memory	YAM11IS
Memory card for YAM01IS Alibi memory	YAM13IS
Cable for connecting Combics indicator to YAM01IS Alibi memory 25-pin D-SUB to 9-pin D-SUB	YCC01-10CIM3
25 pol. D-SUB auf 9 pol. D-SUB	
Cable (D-SUB 9-pin, 2 m) for connecting YAM01IS Alibi memory to a PC	69EM0012
Flow rate controller for pumps with analog or digital pulse interface	YFC02Z-V2

Mechanical accessories

Installation kit for pit frame installation (disconnectable plug-in cable for indicator)	YAS99I
Wall-mounting bracket, stainless steel	YDH01CIS
Wall-mounting bracket, stainless steel, tiltable	YDH02CIS
Floor-mounted column	YDH03CIP
Floor-mounted column, stainless steel	YDH03CIS
Base for installing floor-mounted column, stainless steel	YBP03CIS
Retainer for bar code scanner, for attachment to floor-mounted column, bench column or complete scale column	YBH01CWS
Plate for attaching printer to floor-mounted column or bench column	YPP01CWS

Software

Flexible printout configuration (e.g., bar codes, variable font sizes, embedding graphics, and similar) – Just ask your sales consultant	
Sartorius WinScale driver software for Windows® 95/98/2000/NT with current display of the weights and verifiable PC data memory, RS-232C, connecting cable 7357314 required	YSW03
SartoConnect PC program set for transferring weights to a PC running Windows® 95/98/NT and for direct further processing using Excel, ACCESS, etc.; incl. connecting cable for CISL and CW1/2/3P	YSC01L
SartoConnect PC program set for transferring weight values to a PC running Windows® 95/98/NT and for direct further processing using Excel, ACCESS, etc.; incl. connecting cable for CISL and CW1/2/3S, connecting cable YCC02-R12F6 or Option M6 required	YSC01I

Power supplies

24-V industrial power supply module	YAS02CI
External rechargeable battery pack, operates up to 40 hours, incl. battery charger	YRB10Z
External rechargeable battery pack, operates up to 40 hours, battery charger not included	YRB10Z-R
Connecting cable (25-pin, D-SUB) for YRB10Z rechargeable battery pack, 2 m	YCC02-RB01
Connecting cable with cable gland for YRB10Z rechargeable battery pack, 2 m*	YCC02-RB02
Connecting cable with cable gland, for car battery, 2 m*	YCC02-CB02

Connecting cables

with cable gland for YBR02FC bar code scanner*	YCC02-BR02
with cable gland for D09F6 printer, 9-pin D-SUB male connector, 6 m*	YCC02-D09M6
with cable gland for accessories, 9-contact D-SUB female connector, 6 m*	YCC02-D09F6
with cable gland for Sartorius scale, 25-contact D-SUB female connector, 1.5 m*	YCC02-D25F6
with cable gland for Sartorius scale, 25-pin D-SUB male connector, 6 m	YCC02-D25M6
with cable gland for accessories or IS platform, 12-pin round male connector, 6 m*	YCC02-R12M6
with cable gland, 12-contact round female connector, 1.5 m*	YCC02-R12F6
Cable for YDA01C-20MA power interface, with open cable ends e.g., 5 + = 5 m	6906926
Cable for connecting a PC, 25-pin, D-SUB, 1.5 m	7357312
Cable for connecting a PC, 9-pin, D-SUB, 1.5 m	7357314
Cable for connecting isi, QA/QC, FB/FC scales (25-pin D-SUB male connector to 12-pin round male connector), 3 m	YCC01-02ISM3
Connecting cable for scales, 25-contact D-SUB male connector (25-pin D-SUB female connector to 25-pin D-SUB male connector), 3 m	YCCDI-01M3
Connecting cable for scales to IS platform (25-pin D-SUB male connector to 12-contact round female connector), 3 m	YCC01-03CISLM3
Cable for connecting scale to platform, junction box or other weighing system equipment, approx. 8 mm outer diameter, shielded, with open ends; e.g., 5 + = 5 m	69Y01100

Other accessories

In-use covers (set of 2)	YDC01CI
IP65 upgrade kit for the IP44 protected Combics CISL indicators	YAS01CISL
Anti-theft locking device	YTP01CI
Cable gland for Combics model CIS, IP67 protected*	YAS04CIS
Installation kit for integration in a control panel	YAS03CI

* only for CIS 1/2/3 indicator

Options – the magic word that means unbeatable convenience

You are already familiar with the proven quality of accessories from Sartorius. Now, they are available with extra service that will make it much easier for connecting and integrating the new Combics indicators to and into your peripherals. Just pick out the

accessories you really need from the list below – we'll preconfigure your indicators. As a result, you'll obtain your customized version already pre-assembled at the factory. This saves time and lets you start using your new Combics equipment as soon as you get it.

Special options	Option code
Application kits for Combics 3	
Basic filling – automatic single-component filling to a target weight, for attaining a target fill quantity through addition or subtraction, with transaction counter, totalizing, statistics	H3
Filling Plus – like "Basic filling", additionally: filling optimization, material feed and container weight monitor, 100 product memories	H4
Application kit AWC (only in conjunction with Options B9 and M38)	H6
Combination of application programs: Weighing, counting, neutral measurement, weighing in percent, animal weighing; checkweighing, classification (3 or 5 classes); totalizing; up to 3 applications can be combined	12
Additional interface; only one choice possible	
Interface (RS-232C)	A1
Interface (RS-422)	A2
Interface (RS-485)	A3
Analog interface (current output), 0–20 mA, 4–20 mA, 0–5 V, 16-bit	A4
Profibus module	B1
Bluetooth module (incl. Antenna), only for CW*S*/CIS models	B2
Internal Ethernet Interface module for UniCOM 10/100Mbit TCP/IP (only for CW*S*/CIS-models)	B9
Replace A/D converter (WP1) with a digital interface	
Interface (RS-232) for direct connection of a digital platform	A6
Interface (RS-485) for direct connection of a digital platform	A7
Power supply	
24-volt industrial power supply module	L8
Connecting cable for rechargeable battery pack YRB10Z, 2 m*	L2
Connecting cable for car battery, 2 m	L5
Separable plug connection, indicator – platform	X1
Application kits for Combics 3 (in place of the basic application)	
Basic Filling: Automatic single-component-filling up to target weight, for filling or discharge batching, with transaction counter and totalizing and statistics functions	H3
Filling with Extras: As Basic Filling, with the addition of filling optimization, material and container weight monitoring, 100-product memory capacity	H4
Other options	
IP65 kit for IP44 CISL indicators	L1
Anti-theft locking device	L7
Extra-long connecting cable, indicator – platform, 6 m	P2
Extra-long connecting cable, indicator – platform, 9 m	P3
Extra-long connecting cable, indicator – platform, 15 m	P4
Equipment approved for use in Zone 2 and 22 hazardous areas (only for CIS 2/3 indicators)	Y2

* only for CIS 1/2/3 indicators

Special options	Option code
Connecting cables with cable gland, only for CIS indicators	
Connecting cable for accessories (25-pin D-SUB), 6 m	M1
Connecting cable for Sartorius scale (25-pin D-SUB), 6 m	M2
Connecting cable for YDP12/04IS-OCE printer (9-pin D-SUB), 6 m	M3
Connecting cable for PC (9-pin D-SUB), 6 m	M4
Connecting cable for Sartorius scale (12-pin, round), 6 m	M5
Connecting cable for accessories (12-pin D-SUB), 6 m	M6
Connecting cable for IS platforms (12-pin round), 6 m	M7
Connecting cable for YBR02FC bar code scanner	M8
Connecting cable for YDP03-OCE printer (9-pin D-SUB), 6 m	M9
Connecting cable, for IS platform to digital interface (A6 or A7), open cable end to 25-contact round female connector	M41
Connecting cable for EA/EB/LA/CP weighing instruments to digital interface (A6 or A7), open cable end to 12-pin D-Sub male connector	M42
Connecting cable for QA/QC/FB/FC weighing instruments to digital interface (A6 or A7), open cable end to 12-pin round male connector	M43
Ethernet cable with cable gland and SJ45 male connector, 7 m	M38

C&M SCALE
 Website: www.cmscale.com
 Email: support@cmscale.com

Toll Free: (800) 243-3721
 In Chicago: (708) 771-0195
 Fax: (708) 771-0195