


IQ plus[®] 2100

Digital Bench Scale



STANDARD FEATURES

- NEMA 4X, 304 stainless steel
- Large, bold 0.8in Light Emitting Diode (LED) Display
- Status annunciators: lb, kg, oz, g, negative, motion, center of zero
- One full duplex RS-232 port
- Two digital inputs for remote zero, print and units
- 12in column, attachment bracket or tilt stand for table, wall or under counter mounting
- 115VAC operation, 230VAC available
- RL1042 aluminum, single point load cell
- Overload and upload stops on scale base
- Stainless steel, non-tactile feel, piezo zero and units buttons
- Displays units in decimal lb, kg, oz, g (lb and oz-not legal-for-trade) and grams
- Prevent™ breather vent

APPROVALS



SPECIFICATIONS

LINE VOLTAGES:

115 or 230 VAC

FREQUENCY:

50 or 60Hz

POWER CONSUMPTION:

70mA @ 115VAC (8W)
35mA @ 230VAC (8W)

DISPLAY RESOLUTION:

10,000dd

DIGITAL INPUTS:

Two inputs, TTL or switch closure, active-low

DIGITAL FILTER:

Software selectable

SERIAL COMMUNICATIONS:

Full duplex RS-232; 9600, 4800, 2400, 1200 bps; seven or eight data bits; even, odd, or no parity

DISPLAY:

Six-digit Light Emitting Diode (LED) display, seven-segment, 0.8in (20mm) digits

LED ANNUNCIATORS:

Negative value, center of zero, motion, kg, g, lb, oz

KEYPAD:

Two stainless steel piezo switches

OPERATING TEMPERATURE:

14°F to 104°F (-10°C to 40°C)

RATING/MATERIAL:

NEMA 4X/IP66, stainless steel

APPROVALS:

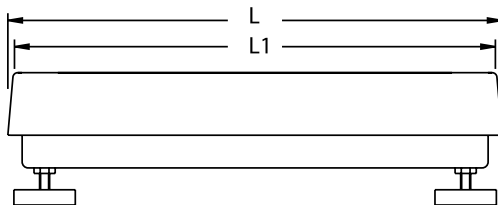
Indicator: NTEP Certified per H-44, Class III L 10,000 d; CC# 00-045 Measurement Canada approved, AM-5374; UL and C-UL listed Base: NTEP Certified per H-44, Class III 5,000 d; CC# 95-072A2

WARRANTY:

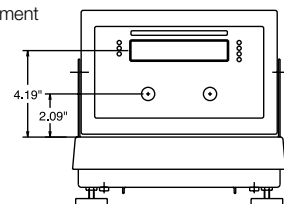
Two-year limited warranty

PLATFORM DIMENSIONS	L	L1
10 in x 10 in (254 mm x 254 mm)	10.25 in (260.4 mm)	10 in (254 mm)
12 in x 12 in (304.8 mm x 304.8 mm)	12.25 in (311.2 mm)	12 in (304.8 mm)

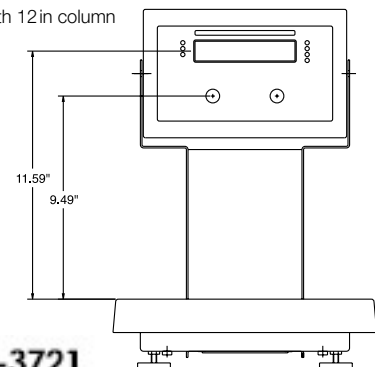
See BenchMark Series – Stainless Steel for 12 in x 18 in, 18 in x 18 in, 18 in x 24 in, and 24 in x 24 in detailed platform dimensions



With attachment bracket



With 12 in column



C&M SCALE
CALL FOR A QUOTE!
www.cmscale.com

Toll Free (800) 243-3721
Phone # (708) 771-0100
Fax # (708) 771-0195

PART #	PLATFORM SIZE*	CAPACITY (lb/kg/g/oz)	EST. SHIP WEIGHT
IQ plus 2100 with tilt stand - 115VAC			
63053.....	10 in x 10 in	5 x 0.001 lb, 2.5 x 0.0005 kg/ 2,500 x 0.5 g/80 x 0.02 oz	23 lb
63052.....	10 in x 10 in	10 x 0.002 lb/5 x 0.001 kg/ 5,000 x 1 g/160 x 0.05 oz	23 lb
63051.....	10 in x 10 in	25 x 0.005 lb/10 x 0.002 kg/ 10,000 x 2 g/400 x 0.10 oz	23 lb
63050.....	12 in x 12 in	50 x 0.01 lb/25 x 0.005 kg/ 25,000 x 5 g/800 x 0.20 oz	26 lb
63049.....	12 in x 12 in	100 x 0.02 lb/50 x 0.01 kg/ 50,000 x 10 g/1,600 x 0.50 oz	26 lb
IQ plus 2100 with attachment bracket - 115VAC			
63043.....	10 in x 10 in	5 x 0.001 lb/2.5 x 0.0005 kg/ 2,500 x 0.5 g/80 x 0.02 oz	23 lb
63042.....	10 in x 10 in	10 x 0.002 lb/5 x 0.001 kg/ 5,000 x 1 g/160 x 0.05 oz	23 lb
63041.....	10 in x 10 in	25 x 0.005 lb/10 x 0.002 kg/ 10,000 x 2 g/400 x 0.10 oz	23 lb
63040.....	12 in x 12 in	50 x 0.01 lb/25 x 0.005 kg/ 25,000 x 5 g/800 x 0.20 oz	26 lb
63039.....	12 in x 12 in	100 x 0.02 lb/50 x 0.01 kg/ 50,000 x 10 g/1,600 x 0.50 oz	26 lb
IQ plus 2100 with 12in column - 115VAC			
63048.....	10 in x 10 in	5 x 0.001 lb, 2.5 x 0.0005 kg/ 2,500 x 0.5 g/80 x 0.02 oz	25 lb
63047.....	10 in x 10 in	10 x 0.002 lb/5 x 0.001 kg/ 5,000 x 1 g/160 x 0.05 oz	25 lb
63046.....	10 in x 10 in	25 x 0.005 lb/10 x 0.002 kg/ 10,000 x 2 g/400 x 0.10 oz	25 lb
63045.....	12 in x 12 in	50 x 0.01 lb/25 x 0.005 kg/ 25,000 x 5 g/800 x 0.20 oz	28 lb
63044.....	12 in x 12 in	100 x 0.02 lb/50 x 0.01 kg/ 50,000 x 10 g/1,600 x 0.50 oz	28 lb
IQ plus 2100 with 12in column - 230VAC			
63063.....	10 in x 10 in	5 x 0.001 lb/2.5 x 0.0005 kg/ 2,500 x 0.5 g/80 x 0.02 oz	25 lb
63062.....	10 in x 10 in	10 x 0.002 lb/5 x 0.001 kg/ 5,000 x 1 g/160 x 0.05 oz	25 lb
63061.....	10 in x 10 in	25 x 0.005 lb/10 x 0.002 kg/ 10,000 x 2 g/400 x 0.10 oz	25 lb
63060.....	12 in x 12 in	50 x 0.01 lb/25 x 0.005 kg/ 25,000 x 5 g/800 x 0.20 oz	28 lb
63059.....	12 in x 12 in	100 x 0.02 lb/50 x 0.01 kg/ 50,000 x 10 g/1,600 x 0.50 oz	28 lb
IQ plus 2100 with 18in column - 115VAC			
72476.....	12 in x 18 in	50 x 0.01 lb/25 x 0.005 kg/ 25,000 x 5 g/800 x 0.02 oz	37 lb
72477.....	12 in x 18 in	100 x 0.02 lb/50 x 0.01 kg/ 50,000 x 10 g/1,600 x 0.50 oz	37 lb
72478.....	18 in x 18 in	50 x 0.01 lb/25 x 0.005 kg/ 25,000 x 5 g/800 x 0.02 oz	68 lb
72479.....	18 in x 18 in	150 x 0.05 lb/75 x 0.02 kg/ 75,000 x 20 g/2,400 x 0.50 oz	68 lb
72480.....	18 in x 18 in	300 x 0.1 lb/150 x 0.05 kg/ 150,000 x 50 g/4,800 x 1 oz	68 lb
72481.....	18 in x 18 in	500 x 0.1 lb/250 x 0.05 kg/ 250,000 x 50 g/8,000 x 2 oz	68 lb
72482.....	18 in x 24 in	50 x 0.01 lb/25 x 0.005 kg/ 25,000 x 5 g/800 x 0.02 oz	78 lb
72483.....	18 in x 24 in	150 x 0.05 lb/75 x 0.02 kg/ 75,000 x 20 g/2,400 x 0.50 oz	78 lb
72484.....	18 in x 24 in	300 x 0.1 lb/150 x 0.05 kg/ 150,000 x 50 g/4,800 x 1 oz	78 lb
72485.....	18 in x 24 in	500 x 0.1 lb/250 x 0.05 kg/ 250,000 x 50 g/8,000 x 2 oz	78 lb
72486.....	18 in x 24 in	1000 x 0.2 lb/500 x 0.1 kg/ 500,000 x 100 g/16,000 x 5 oz	78 lb
72487.....	24 in x 24 in	150 x 0.05 lb/75 x 0.02 kg/ 75,000 x 20 g/2,400 x 0.50 oz	84 lb
72488.....	24 in x 24 in	300 x 0.1 lb/150 x 0.05 kg/ 150,000 x 50 g/4,800 x 1 oz	84 lb
72489.....	24 in x 24 in	500 x 0.1 lb/250 x 0.05 kg/ 250,000 x 50 g/8,000 x 2 oz	84 lb
72490.....	24 in x 24 in	1000 x 0.2 lb/500 x 0.1 kg/ 500,000 x 100 g/16,000 x 5 oz	84 lb

OPTIONS/ACCESSORIES

53001.....	304 stainless steel clamshell for added load cell protection	
64123.....	Remote switch for zero, units, and print (non-washdown)	
N/A.....	Print button mounted on the top of the enclosure (not field installable)	
N/A.....	Stainless steel load cell (replacing standard aluminum load cell on 10x10 or 12x12 bases only) ..	
N/A***†.....	18 in column replacing standard 12 in column	
53415	Additional operation manual.....	

* To convert inches to millimeters: Multiply inch measurement by 25.4

*** Not recommended for use with scale bases smaller than 12 in x 12 in

† If ordering the two non-tactile buttons or column without a scale, refer to the replacement parts catalog for part number and pricing

C&M SCALE
 CALL FOR A QUOTE!
 www.cmscale.com

Toll Free (800) 243-3721
 Phone # (708) 771-0100
 Fax # (708) 771-0195